

## ASSEMBLY INSTRUCTIONS:

Product Code : VESTA BL

Product Name: Vesta Mesh Back Chair

### TIME REQUIRED:

20 minutes

### TOOLS REQUIRED:

Screwdriver, Electric Drill, Pencil, Measuring tape/Ruler

\*Tools are not included.

### SKILL REQUIRED:

Easy  Hard

The Assembly Skill Rating is a 5-point system that shows the degree of effort needed in assembling a specific product. With 1 being easy for the average person and 5 requiring an expert. For most products, two persons are recommended.

#### NOTE



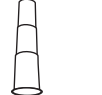








- As this is a commercial product, some intermediate skills may be required.
  - No pre-drill holes or markings are provided on our table or desk tops.
    - Please check you have all hardware before assembling.
- If you are missing any hardware, please contact your Rapidline reseller. Please ensure you have the name of the item, required hardware part and quantity.
  - Please retain your receipt as proof of purchase to validate your warranty.
- Assemble on a clean, flat, smooth surface such as a rug or carpet to avoid parts from being scratched.
  - Remove all wrapping materials, including staples and packing straps before you start to assemble
    - Keep all hardware parts out of reach of children.

#### CAUTION

- Heavy product. Do not attempt to lift or move without help
- Do not tighten screws and bolts until completely assembled.
- Do not use this product unless all bolts and screws are firmly secured and tightened.

#### WARNING

- If parts are missing, broken, damaged or worn stop using the product until all repairs are made.
  - Failure to follow these warnings could result in serious injury.

(1)Base&Castors	(2)Gas Lift	(3)3 Cups Plastic Cover	(4)Mechanism&Seat
			
(5)Armrests	(6)Back		
 X2			
<p>(7)</p> <ol style="list-style-type: none"> <li> X4 (1/4"x25mm) for Back of Armrest</li> <li> X4 (M6x30mm) for Seat of Armrest</li> <li> X4 Washer for Mechanism &amp; Seat of Armrest</li> <li> X4 Cores for Arm Screw</li> <li> X1 (5*25*65mm) Hexangular key</li> </ol>			

